



Public Services Welcoming Migrants 14 March 2016

The EU policy and funding on the integration of third country nationals

DG HOME



I – Context



Key figures on legal migration towards the EU

- Third country nationals residing legally in the EU: 4% of the overall population of the EU (20.4 millions) :
- 2.3 million first residence permits issued each year by Member States (2008-2013)
- Legal Migration purposes:
 - **Family (31%)** ; **Work (24%)** ; **Studies (21%)** ; **Others (23%)**
- 80 % of migrants in working age



TCNs in the EU: socio economic outcomes

- **Unfavourable outcomes** in terms of :
 - Lower **employment** than host-country nationals (53% vs 65%)
 - Even larger gaps among **women** and among those with **tertiary education**
 - Much larger **risk of poverty and social exclusion** (49% vs 23%)
 - Larger share of **low-education** (44% vs 23%)
 - But a rising share of **tertiary educated** in flows since 2008 (35% in 2009-2014 compared to 23% in 2003-08)



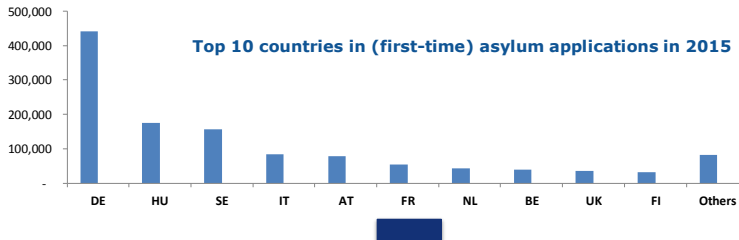


The refugee crisis: figures

More than double increase from 2014 to 2015 in the number of (first-time) asylum applications

2011	263,225
2012	278,275
2013	372,855
2014	562,675
2015	1,219,765

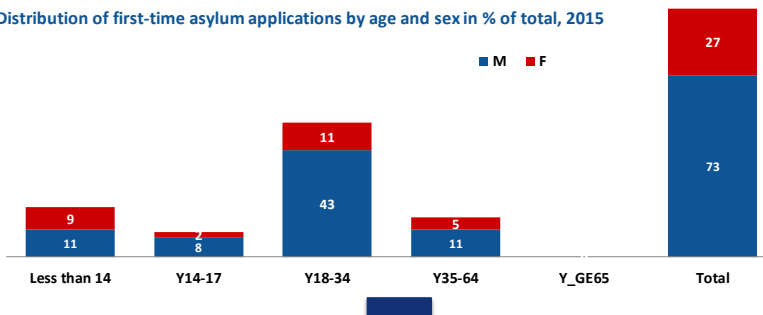
Applications are concentrated in a limited number of MS



Large share of young people and men among the asylum applicants

- 73% are men
- 30% are aged less than 18
- 53% are aged 18 to 34

Distribution of first-time asylum applications by age and sex in % of total, 2015





Gender dimension

Employment gap between host country nationals and TCN much larger for women: **15.7 vs 7.6**

Reason for migrating key driver of employment gap

Main reason	Total	Women	Men
Employment	82%	79%	84%
Family	49%	39%	76%
International protection	41%	26%	50%
Other	64%	51%	78%
Study	59%	60%	59%
Total	65%	53%	77%

Employment rate of third-country nationals established since less than 10 years (aged 25-64) by reason for migration (EU-LFS, 2008)



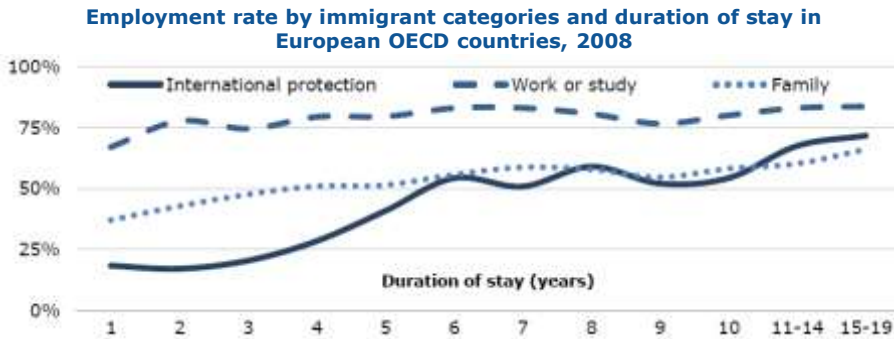
Refugees integration: recent trends and impact on integration policies

- **Rising recognition rate** due to origins of asylum seekers
- **Increasing share of refugees** among the migrant population residing in the EU will represent a further key challenge for integration.
- Most EU Member States will take in refugees but only a few have **long standing experience** in integrating specifically refugees.





Labour market integration takes more time for refugees



Source: Based on EU-LFS 2008 module. Extracted from OECD, *Is this humanitarian migration crisis different?* September 2015



Labour market access EU rules – asylum seekers

Reception conditions Directive (2013/33/EU (recast) article 15

New rules as from July 2015:

Labour market access should be ensured **no later than 9 months**

from the date when the application for international protection was lodged if no first instance decision have been taken
the delay cannot be attributed to the applicant





Minimum period before labour market access is granted	Countries
Immediate access	EL, PT, SE
Upon 2 months	IT
Upon 3 months	AT, DE
Upon 4 months	BE
Upon 6 months	CY, CZ, EE, ES, FI, NL, PL + DK***
Upon 9 months	BG*, HR*, FR, HU, LV, LU, SK, SI
One year	MT**, RO** + UK***
No access	LT + IE***

*: assuming that draft laws (reducing the duration) that have been announced have effectively been passed and entered into force

** : have announced that legislation will be put in conformity with Directive 2013/33/EU but no information confirming it

***: not bound by the Reception Conditions Directive 2013/33/EU



Procedural or other conditions applied	Countries
Full access <u>without</u> work permits	FI, IT, LV, SE
Full access <u>with</u> work permits	BE, SI, CZ, MT
Access granted only upon labour market check	AT, FR, EL, LU, HU, DE
Restricted access to certain professions	AT, CY
Other criteria (time limitation)	NL

Source: EMN ad-hoc query 654 (access to the labour market for asylum seekers)





I – EU policy in the field of integration



EU mandate

Focus: Integration of **third-country nationals**

No harmonisation of legislation

Art 79(4) TFEU : "... may establish measures to provide incentives and support for the action of Member States with a view to promoting the integration of third-country nationals residing legally in their territories, excluding any harmonization of the laws and regulations of the Member States".





EU cooperation on integration

- Common Basic Principles (2004)
- European Agenda for Integration (2011)
- National Contact Points on Integration
- European Integration Forum (now Migration)
- Inter Service Group at Commission level (2015)



EU cooperation on integration (2)

- [European Website on Integration](#)
- Handbooks & Modules on Integration





EU Indicators of Immigration Integration

- Common indicators in the field of **employment, education, social inclusion** and **active citizenship**
- Adopted in 2010 through Council Conclusions
- Following pilot study with Eurostat
- Available on specific Eurostat webpage <http://ec.europa.eu/eurostat/web/migrant-integration/data/database>
- and in Joint report with OECD



Asylum, Migration and Integration Fund (AMIF)

- *global allocation for 2014-2020: 3,1 bn euro*

- *increased for 2015 and 2016 incl. the emergency assistance: 1,53 bn euro, more needed*

- *scope: asylum (reception, decision-making, resettlement, capacity building), legal migration and integration (important emphasis on the local and regional level, return (encouraging voluntary returns) and solidarity (achieving a better of responsibility between MS)*





EU Funding

- Asylum Migration and Integration Fund (AMIF)
- European Social Fund (ESF)
- European Regional Development Fund (ERDF)
- European Agricultural Fund for Rural Development (EAFRD)
- Fund for European Aid to the Most Deprived (FEAD)
 - Urban Agenda
 - IFIs



Synergies with other EU Funding

- need to enhance synergies and complementarities between the different EU funding instruments
- strategic integrated approach with tailored actions
- flexibility, intensified cooperation, guidance and flexibility, monitoring of results





EU Funding - Conclusions

- *available funding should be used timely and in a coordinated way – complementarity, synergies, efficiency and effectiveness with targeted actions, flexibility and experienced based approach*
- *relevant actors should be involved in all stages (planning, implementation, evaluation)*
- *coordinated actions to strengthen social and economic integration and cohesion*
- *more funding is needed to use this opportunity and to guarantee safe, open and solidary Europe*



Next steps:

Adoption of a Commission Action plan on integration of third country nationals (April 2016)

